



ENDURO

FOR SHALLOW OR DEEP TILLAGE

WHEN FARMING MEANS BUSINESS

Realising the full potential of farming is about growing and developing your business, not only your crop or livestock, but also your profit. Improve productivity and profitability by focusing on the positives and minimising disadvantageous aspects, through strong, dedicated management.

Success springs from determination and clear targets, from laying down the appropriate strategy and allocating correct investments for the future. Quality results require the right ideas and equipment. When there is work to be done, you need the optimal setup and smart solutions that support you towards an easier, more profitable way of working. You need solutions that make tough and demanding conditions less complicated.





TILLAGE

Preparing and cultivating your soil in order to achieve the highest possible yield is about choosing the correct tillage system.

ENDURO WITH SHEARBOLT TINES

YOUR KVERNELAND

INTELLIGENT FARMING SOLUTIONS

Choose the best farming solution for you and your land. Combine the highest possible yields with sustainability. This will start with the correct tillage. The choices you make depend on various factors and should match your specific circumstances, like soil structure, crop rotation, residue management, economic and ecological viabilities.

The choice is yours!

You must consider environmental and legal issues. From conventional methods to conservation tillage: the balance of operations at the right time has to be found to achieve high yields with the best soil condition (air, moisture, biological activity, etc.) with a minimum amount of energy, time and investment. For this, Kverneland offers a full range of intelligent farming solutions.

CONVENTIONAL TILLAGE

Conventional Tillage

- **Intensive** method of cultivation
- Complete soil inversion e.g. by a plough
- Less than 15-30% crop residues left on soil surface
- Seedbed preparation done by an active tool or special seedbed harrow
- High phytosanitary effect by reduced pressure of weed and fungi diseases - fewer herbicides and fungicides needed
- Better dry-off and faster increase of soil temperature for better nutrients absorption

CONSERVATION TILLAGE

Mulch Tillage

- **Reduced** intensity in terms of depth and frequency
- More than 30% of residues are left on soil surface
- Extended repose period of the soil
- Cultivator and/or discs incorporate the crop residues within the top 10cm of soil for stable bearing soil
- Full-width tillage - seedbed preparation and seeding in one pass
- Protection against soil erosion; reduce soil loss by run-off and improve water storage capacity.
- Improvement of soil moisture retention


Strip Tillage

- **Zonal strip loosening** before or during seeding of up to 1/3 of the row width (Loibl, 2006). Up to 70% of the soil surface remains untouched
- Strip-till combines the soil drying and warming benefits of conventional tillage with the soil-protecting advantages of no-till by disturbing only the area of the soil where the seeds are placed
- Exact fertilising deposit
- Soil protection against erosion and drought

Vertical Tillage / No-Till

- **Extensive** method
- Working soil vertically avoids additional horizontal layers or density changes
- Increasing water infiltration, root development and nutrient take-up
- Plants' roots dictate the overall health of the plant, as they deliver nutrients and water throughout the season, contributing to a higher yield
- A strong set of roots make plants more resistant to wind and drought.
- Lower energy input required





FLEXIBILITY

STRENGTH

SUSTAINABILITY

EFFICIENCY

USER-FRIENDLINESS



HIGH PERFORMANCE

WHEN THE TIME IS RIGHT FOR YOUR SOIL

Flexibility

Weather conditions vary and also crop rotations make it difficult to have just one cultivator to meet all requirements. Depending on the season and conditions, you want to manage high amounts of residues, leave a weatherproof surface or fine seedbed, cultivate shallow or deep. For this you need a high capacity cultivator with a full range of shares provide maximum flexibility.

Sustainability

You want to promote the decomposition of straw and conserve soil moisture. From shallow stubble cultivation to deep loosening, you adapt the respective cultivation intensity to the conditions. This protects the natural soil structure, eliminates soil compaction and thus promotes biodiversity. With the triple finger harrow you provide mechanical weed control.

User-friendliness

You want a multi-functional cultivator which is easy to use. To be able to adjust items on the go, like the working depth, to the very specific conditions, but not waste hours by changing the tines. Kverneland cultivators offer the Knock-on system to change the points on your cultivator within seconds.

Strength

You want a machine that lasts, that copes with the stress on the material over a long time. Still you don't want extra weight. That's why Kverneland uses hollow tines which are heat-treated to optimise the ratio between reliability and weight. Less stress on the tines means less stress on the frame means long durability.

Efficiency

Soil structure is not the same on every field and weather conditions vary. You want the best equipment for your specific conditions. Kverneland offers a large range of accessories to meet your requirements. Benefit from the full range of shares and rollers for the best cracking and crumbling effect.

Perfect soil preparation at lower costs.

STUBBLE CULTIVATION

INCORPORATION, LEVELLING AND CONSOLIDATION

Powerful and efficient performance – that is what the Enduro or Enduro Pro offers. The machine can operate at high forward speeds whilst maintaining a consistent working depth.

With the Enduro or Enduro Pro, Kverneland provides a cultivator which is the right choice for all conditions and for a wide range of applications. The stubble cultivation, especially within a minimum tillage cultivation program, conserves soil structure and moisture and limits erosion. It is an operation which requires great consideration. Tillage is an important operation for your next crop establishment. It is important to ask “WHY” do it? What is the reason?

Stubble cultivation is the basis of success or failure of the next crops.

Interruption of the “green bridge”

If the cropping sequence is repeated within a short period of time, then it is necessary to interrupt the “green bridge” to maintain soil health. The transmission of root diseases or weed problems from one crop to the next needs to be prevented with the aid of managed cultivation. Volunteer plant residue from previous crops should be destroyed to help reduce the need of herbicides and habitat for pests such as slugs.

Volunteers germination and straw decomposition

A shallow first cultivation ensures a quick and even emergence of volunteers. Therefore a complete cut across the entire working width is needed to reduce evaporation and seed banks as well as to destroy weed roots. A deeper second pass cleans the seedbed. Straw decomposition should also be accelerated as many diseases are transferred by straw. Effective residue management is important.

Supporting the soil structure

A deeper second pass cleans the seedbed. A quick cultivation after harvest benefits the stable soil structure. Improved consolidation of the surface and deep incorporation of residue assists in the control of pests such as slugs or mice by restricting their movement in the seedbed to the surface.





ENDURO WITH TRIFLEX TINES

FROM SHALLOW TO DEEP ONE CULTIVATOR IN TWO VERSIONS

For today's modern farms the demands for cultivation have changed. Tight time slots have to be balanced with higher machine performance. Restricted crop rotations call for an adaption in technology that accomplishes all requirements of modern crop cultivation. Kverneland proposes different configurations depending on the conditions of use, but also the power ability:

Kverneland offers one cultivator in two versions which are different in their roller attachment and user-comfort. The **Enduro Pro** has a double parallelogram roller linkage where depth settings can be done hydraulically on-the-go. The **Enduro** is the lighter version without parallelograms and with hydraulic depth adjustment spacers.

The **Enduro** or **Enduro Pro** has a well-organised tine arrangement over 3 tine rows. The challenge to cope with long residues has been in focus during the design process ensuring optimum mixing and intensive cultivation. The tine spacing is 285mm on rigid and 270mm or 275mm on the fold versions; the tine position has been optimised to ensure a smooth transition of soil flow.

High performance at high speeds.

On Enduro Pro a maximum working depth of 35cm is possible (30cm on Enduro). The 320mm bolted wings, also available with Knock-on option, ensure a complete cutting over the entire working width even when the machine is adjusted for shallow work. The high inter-row clearance of 750mm and the high underbeam clearance of 870mm ensure blockage-free operation in different conditions (maize, sunflower, wheat, oil seed rape stubbles or big intermediate crops).

- Full Cutting System (FCS)
- Perfect mixing & levelling
- Low pulling force needed
- Wide range of rollers
- Reduced maintenance
- Flexibility from shallow to deep
- Large performance at high speed
- Stone protection

THE ONE PASS SYSTEM

REDUCES COSTS AND LOSS OF MOISTURE

On farms the Enduro or Enduro Pro with parallelogram linkage of the rear roller becomes a reliable implement essential for all operations without making pans! The range of operations is versatile (5-35cm) from shallow to deep stubble cultivation due to the strong tine capacity and high underbeam clearance of 870mm.



ENDURO

High quality soil cultivation.

①

Cultivate the soil

The Kverneland Enduro or Enduro Pro offers a configuration of 3 rows on mounted or trailed version. In combination with the tine distance of ca. 280mm, it provides nice mixing and finishing without the risk of blockages. The Enduro or Enduro Pro is equipped with Triflex or shear-bolt tines. Both special heat treated hollow tines have the same special angles and can “flex” a certain way around obstacles and erase stress peaks by dispersing it throughout the implement. The Triflex tine with a release force of 700kg is equipped with leaf spring protection. A wide choice of bolted (heat-treated or carbide) or Knock-on shares can be combined with different deflectors to suit varying soil conditions, working depths and soil disturbance.

②

Levelling the soil

The Kverneland Enduro or Enduro Pro offers the choice between levelling tines and levelling disc systems. All units are spring or rubber buffer loaded and can be adjusted in working depth and angle to the ground. In combination with special border equipment, perfect levelling is achieved. On the Enduro Pro version a second parallelogram within the levelling equipment ensures a consistent working angle even when the depth settings are changed. The more tines/discs the more levelling! As an alternative to the rear roller on the Pro version a triple finger harrow can be mounted or a following harrow together with a roller at the rear of the machine to ensure levelling and control of weeds development.

③

Consolidating the soil

The last step of perfect stubble cultivation is soil consolidation. A level weatherproof seedbed provides the ideal finish, reducing slug damage, preserving moisture and increasing the weed regrowth. Straw decomposition is also accelerated since a larger quantity of straw gets in contact with the soil bacteria by effective mixing. Therefore, a wide range of rollers are available to meet the various conditions and requirements. Finally, the roller also ensures a constant control of the working depth.



ENDURO PRO



- Strength
- Long lifetime
- Reliable design
- Proven performance

STRENGTH AND DURABILITY ADVANCED TESTING PROGRAM

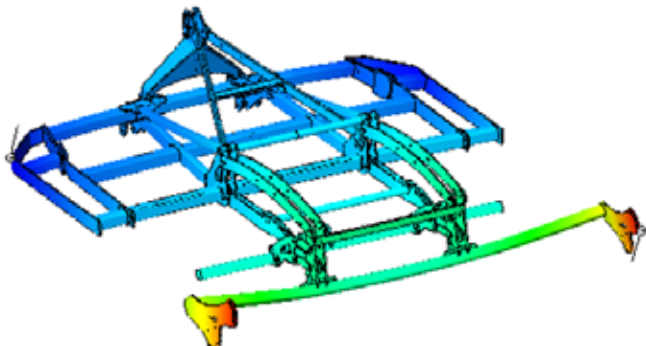
Before the Enduro or Enduro Pro was launched into the market, it had passed a whole series of tests to ensure the impeccable quality of the product.

- Sophisticated technologies are used for each development such as static load test, finite elements method (FEM) and a lifetime shaking test.
- Finally, the machines are tested in the field under different conditions to reconfirm that the requirements to all functions and strength are met. A strict LOR is defined to meet all variations of soil conditions.

Proven Reliability.

The frame is a result of a long study made by **FEM (Finite Element Method)** calculation to optimise the steel over the working width and proposing a strong structure suitable for tractors up to 350hp.

The complete Enduro or Enduro Pro range has been designed to be combined with the heaviest rollers in the range. All the most aggressive scenarios (deep working when turning, headland turns, transport tests, ...) have been considered to make the different frames as strong as possible and thus guaranteeing the proven Kverneland quality.



USER COMFORT IS KEY

EASY ADJUSTMENT

Kverneland always focuses on safe operation and user comfort. With all the adjustments being done without the need for tools, a lot of precious time is saved!

Adjusting the Enduro and Enduro Pro is easily done. When setting the working depth of the tines, the parallelogram design allows the correct depth of the levelling discs to be maintained without adjustment in most conditions.

In addition, there is hardly any maintenance to be done apart from changing wearing parts.

The Enduro can simply be connected/disconnected from the tractor due to the easy hitch linkage. And this is even more comfortable with the hydraulic depth adjustment either on-the-go with the Enduro Pro or by spacers on the Enduro.

*Simple adjustment
from the beginning to the end.*

	Enduro	Enduro Pro
Hydraulic depth adjustment	✓ with spacers	✓ On-the-Go
Parallelogram on depth	✗	✓
Parallelogram on levelling	✗	✓
Max. depth (cm)	30	35







KNOCK-ON

Fast share exchange.
4 different share widths
available.

- 700kg release force and 27cm release height with Kverneland Triflex tine
- Strong but flexible due to hollow tine technology and heat treatment. Ability also to flex laterally for increased protection
- Intensive mixing and crumbling
- Constant cutting depth
- Deep and shallow - full share range
- Knock-on® system for fast share exchange
- Carbide equipment

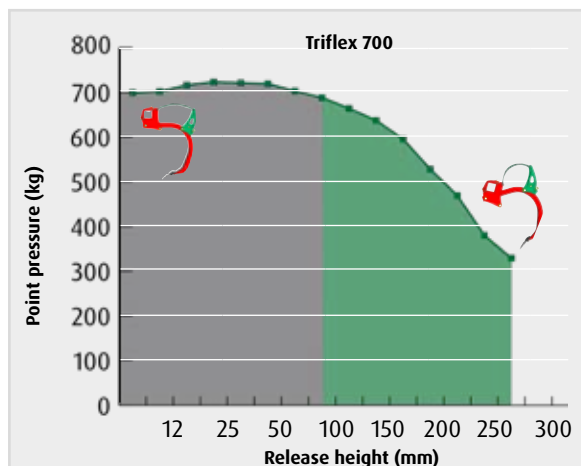
VERSATILE: FOR STONY CONDITIONS AND HIGH PENETRATION

TRIFLEX 700 & SHEAR-BOLT TINES: STRONG AND FLEXIBLE


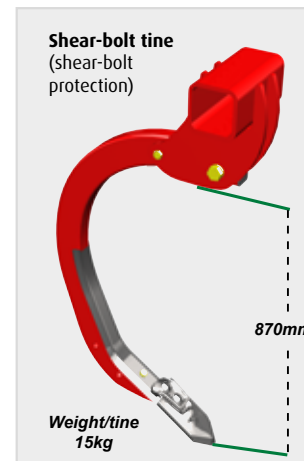
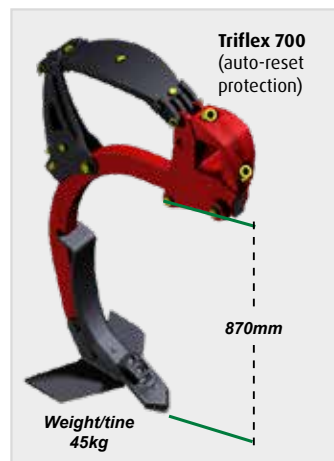
The auto-reset Triflex 700 tine uses the well-known **Kverneland leaf spring system** to ensure a high point pressure of 700kg in work and a smooth release curve when the tine hits an obstacle. A shear-bolt protection tine is also available. Both hollow, special heat treated tines have a narrow design and special shape which reduce the pulling forces while ensuring a perfect penetration even in heavily compacted soil. It is the perfect choice for deep loosening and working on heavier soil types strewn with stones.

Proven leaf spring and Knock-on® system.

The Triflex 700 and shear-bolt tines can be equipped with different shares options provide maximum flexibility for varying depth and soil disturbance. Important to choose the right shares for the required working depth. Seven options of share design are available with the Knock-on® system. It is the easiest way of changing parts on a cultivator, either to adapt the machine to the job to be done or to change wearing parts.



High pressure for constant depth Stone protection



EFFICIENT RESIDUE MANAGEMENT WITH EFFECT ON THE SOIL STRUCTURE

Trash removal can increase risk of erosion and compaction caused by additional traffic.

Residue left on the surface requires correct consolidation to reduce erosion and assist breakdown for nutrient return. Incorporation must be carried out evenly within the soil profile to avoid restrictive layers for water infiltration, root development and soil workability.

The straw incorporation is very good and well dispersed over the full working width and depth even with wing shares.




Residue not mixed within soil profile

- Builds a restrictive layer.
- Barrier for water, air and nutrients.
- Residue not easily decomposed.



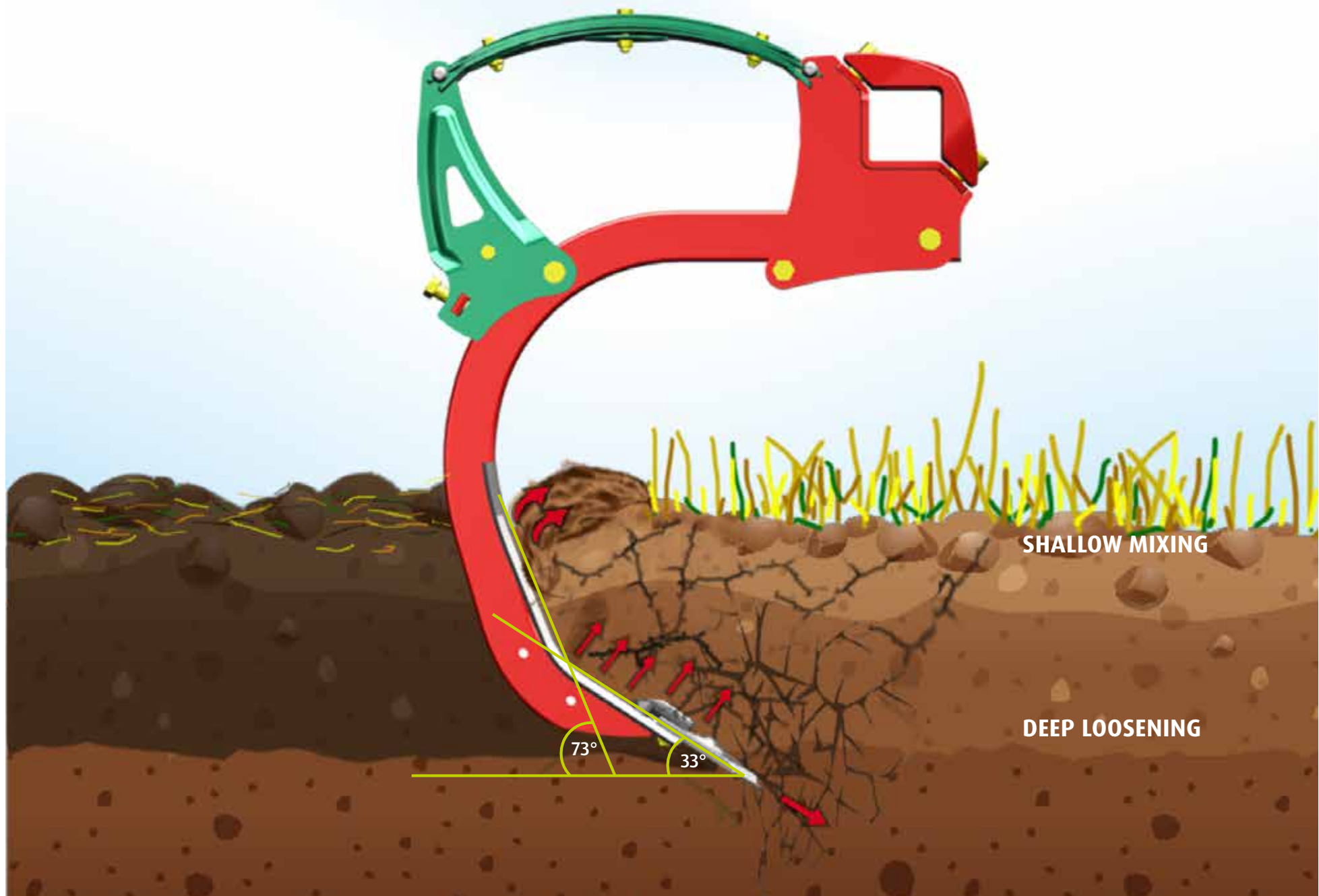
Residue evenly mixed within soil profile

- Allows easy movement of water, air, nutrients and roots through soil fissures.
- Simplifies decomposition of residue to improve organic matter and soil structure.



WORKING WIDTH WORKING DEPTH





GOOD PENETRATION AND EXCELLENT MIXING

SPECIAL ANGLE AND HOLLOW TINE

The first advantage of the Kverneland Triflex tine or of the shear-bolt version is the hollow tine technology with the ability to flex sideways by up to 7cm. The second advantage is the special shape of the tine with two working zones. From the point tip to the first angle is only 33° ensuring good penetration and loosening. The second zone with an angle of 73° provides efficient and homogeneous mixing of the topsoil without bringing clods upwards to the surface.

Efficient soil movement as much as needed.

The flexibility of the hollow tine helps to bypass obstacles below the field surface. Sideway forces are immense especially for standard forged and full material tines and load increased stress to the tine holder and frame structure. To avoid this stress the Kverneland tine made of fine grain steel and the use of proven heat treatment provides enormous strength to a simple piece of tube. Being flexible, this tube can then “flex around” obstacles and erase stress peaks by dispersing it throughout the implement.

The first lower zone of the tine with a reduced angle of 33°, lifts and cracks the soil like a subsoiler. This small angle also creates higher penetration helped by the pressure of the soil above. In the second part of the tine the angle is raised to 73° in order to ensure an excellent mixing of the soil with residues within the top surface. This ensures not only homogeneous mixing but efficient power requirement and fuel consumption.

The tine holder is bolted to the frame. One of the many advantages of bolted tine carriers is the reduction in frame weakening when welding is required. With the tines being light (45kg) and fitted with two bolts, it is very easy to take them off to adapt the cultivator to the working conditions and the tractor available.



ENDURO T: HIGH PERFORMANCE

ALMOST NO LIFTING CAPACITY NEEDED

The Kverneland Enduro T and Enduro Pro T is the trailed foldable 3-bar cultivator, in working width from 4.0 to 5.0m. The trailed Enduro meets the requirements of the medium-sized farmers. Flexible in combination and with no need for large lifting capacity. The tine distance of roughly 280mm and high underbeam clearance of 870mm leads to a nice mixing and finishing without any risk of blockages. A maximum working depth of 35cm is possible with the models of the Enduro Pro and 30cm with the Enduro.

Less lifting capacity required.

Perfect ground adaptation is the first step in achieving an even working depth across the entire working width. Gauge wheels, together with the hydraulic adjustable rear rollers, ensure an even working depth and guide the tines right through the soil.

Two different frames are available. With the longer version (+450mm) also the Actipress Twin or Double Cage rear rollers can be equipped.



Ease to use with the good overview from cab and thanks to the excellent manoeuvrability due to a maximum pivoting of 90°, considerable time is saved during turning at the headland.





ENDURO PRO T

PERFECT LEVELLING

LEAVING AN EVEN SURFACE

In order to create an even surface for a fine seedbed, Kverneland offers different options of levelling tools for the Enduro and Enduro Pro models. The levelling equipment is directly linked to the roller. If the working depth changes via the roller, the levelling equipment will stay at the same optimal levelling position thanks to the parallelogram on the Enduro Pro model.

Levelling tines are a very easy and economic to handle normal straw conditions on light to medium soil types. When it comes to higher amounts of residues and in heavier soil conditions, the **levelling discs** are more suitable.

Both versions are overload protected by a spring or an elastic rubber buffer and mounted via a parallelogram (on Enduro Pro) to avoid damage in stony or other difficult conditions. Individual springs ensure the individual release of tines or discs and keep levelling quality even in stony conditions. The working angle of the levelling tines or discs can be adjusted in order to increase or decrease the aggressive position. The centralized levelling adjustment of the complete levelling device is easily done via adjusting handles.



LEVELLING TINE

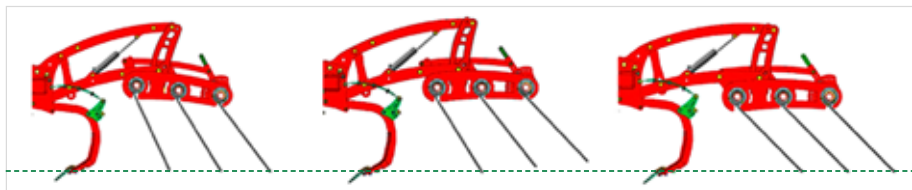


LEVELLING DISC



ENDURO PRO WITH TRIFLEX TINES & TRIPLE FINGER HARROW

Enduro Pro - Triple finger harrow					
Mounted Frame (m)	3.0	3.5	4.0	4.5	5.0
Dimension (mm)	L 750 x ø 16				
No. of finger harrow tines	32	37	42	48	54
Weight (kg)	390	420	622	652	684



From light to heavy soil,
always the right setting for
perfect levelling.

TRIPLE FINGER HARROW

LEVELLING AND WEED CONTROL

A rear **triple finger harrow** is as option available on mounted Enduro Pro version. It provides levelling and mechanical weed control by pulling the weeds out of the ground so that the roots dry out on the ground surface. This technique is particularly interesting for rhizome (quackgrass, bindweed ...), and other weeds that could grow again if pressed by a packer straight after cultivation. The triple finger harrow can be adjusted by the setting angle and the hydraulic pressure via the parallelogram according to conditions. When using the cultivator for seed bed preparation, the triple finger harrow will perfectly support the required crumbling and levelling effect.

Mechanical weed control.

The triple finger harrow is equipped with 750mm long fingers of 16mm diameter and individual spring-loaded protection. Depth wheels ensure the working depth of the cultivators.

The triple finger harrow is hydraulically suspended: the pressure on the ground can be adjusted directly from the cab. For larger amounts of straw or residues, the operator can lift the finger harrow on the go by increasing the pressure in the system at any time with a manometer on the headstock to control it. Alternatively, when the finger harrow is being used for crumbling, the driver can reduce the pressure in the hydraulic system to increase the pressure of the finger harrow on the ground for more intensive work.





ENDURO PRO WITH TRIFLEX TINES

CONSOLIDATION

FIRM SEEDBED

The roller on a cultivator is an elementary tool with different tasks:

1. Consolidation of the soil structure for a weatherproof finish
2. Cutting and breakdown of large fissures during the wetting and drying process
3. Finalising the levelling and helping retain valuable moisture
4. Supporting the depth control

The choice of the right roller depends on the soil type, soil condition and crop rotation. Also the lifting capacity of the tractor needs to be considered when looking for the right combination.

Cracking performance.

Depth control

The rear depth control of the Kverneland Enduro and Enduro Pro is adjusted via the rear roller. The parallelogram linkage roller attachment concept of the Enduro Pro enables the working depth to be easily adjusted hydraulically On-the-Go. The levelling sections are simultaneously adjusted with the roller by the parallel link design, although if necessary they can be fine-tuned mechanically.



The rear roller of the Enduro is not linked via parallelogram and is adjusted hydraulically via spacers.



CONSOLIDATION

ROLLERS FOR ALL TYPES OF SOIL



Actipack ø 560mm - 205kg/m

- The Actipack roller displays its superb working qualities especially on medium to heavy soils and also in wet, stony and sticky conditions thanks to the independent skids and knives.
- The cutting discs break the larger clods whilst the adjustable knives cut the remaining clods resulting in optimal clod breakdown and fine seedbed preparation.



Actiring ø 540mm - 160kg/m

- The Actiring roller is a lighter variant of the Actipack, using the same frame structure and knife system.
- The discs have been replaced by a "V" profile ring, this is saving 60kg/m, which is of critical importance for reducing lifting requirements for mounted equipment.
- Actiring is not recommended in stony conditions.



Actiflex ø 580mm - 160kg/m

- The Actiflex roller has been made to create an intensive mixing with all types of conditions, even stony ones.
- The rings are made with spring steel to have a high resistance against stress at high speed.
- Actiflex rings are separated by skids to prevent any accumulation inside the roller.
- This roller is the ideal tool to create a nice seedbed and enhance the weeds regrowth after harvesting.



Work done with an Actipack/
Actiring roller: left side skids
lifted up (not active), right side
skids down in action.



Actipress Twin ø 560mm - 220kg/m

(not on fold Enduro/Enduro Pro models)

- Weight/m when full of soil: 250kg/m

- U-profile for high carrying/rolling capacity on light soils
- Clod breaking also in heavy conditions
- Possibility to make different soil profiles by locking the rocking (even or corrugated)
- Self-cleaning effect due to the twin u-ring concept
- Actipress Twin: High stability thanks to the oscillating frame
- High and homogenous consolidation
- Can also work in stony conditions
- Actipress Twin on trailed version: extended frame



Actipress Single ø560mm - 140kg/m

- Weight/m when full of soil : 170kg/m



Cage roller ø 550mm - 90kg/m

- 10 bars for a good loading capacity and operation in wet conditions
- Effective crumbling action



Double cage roller ø 400mm (tube/flat) - 160kg/m

- Good crumbling and levelling effect
- Precise depth control
- High carrying capacity

• **Operator-friendly** due to maintenance-free bearings

• **Protection against dust and water** with 5 sealing lips

• **Extended lifetime:** Protection of bearings with an additional steel cover in heavier conditions such as stones, twine, mud etc.

SAFE ON THE ROAD

EASY TO CONVERT

Easy conversion from working to transport position. The two-part hydraulic folding gives a transport width of less than 3.00m on mounted and trailed foldable models. This ensures smooth running and safe road transport. The trailed Enduro models are homologated* at 40km/h in Europe.

To reduce the transport width on the mounted rigid version with 3.00m and 3.50m working width the outer tines/discs can be hydraulically or mechanically folded in.



Either mounted rigid or fold – both version are very compact for a good centre of gravity. Less lifting capacity is needed with the trailed version. For safety parking extra legs are available.

*see local homologation.

STUBBLING AND SEEDING IN ONE PASS

ESTABLISHMENT OF COVER CROPS

The EU Green Deal aims to protect water resources and promote sustainability. One of the measures to prevent nitrate leaching into the water source is the systematic covering of soils with a plant cover in autumn. This cover absorbs nitrogen from the soil and air and converts it into organic nitrogen compounds. The cover then releases nitrogen to the next crop (1/3), improving soil structure, storing CO₂ and protecting the soil from erosion.

Integrated seed drill or in combination with a front hopper and distribution system

a-drill 200 (200l) used for rather small seed rate and **a-drill 500** (500l) preferred with higher seed rate (25 to 50kg/ha - mix of seeds, grass, etc.) have been designed to meet a rapid implementation of cover crop during stubble operations while minimising costs. In addition, the a-drill can also be used for establishing rape seed or mixtures of different diameters seeds (leguminous plant, cruciferous, etc.). Different dosing rotors and two types of fan: electric recommended for small seeds and allowing seed rates of 4 kg/min or hydraulic for rates up to 14 kg/min are available.

The Enduro/Enduro Pro can also be equipped with a distribution system. In combination with a front hopper like the f-drill with ELDOS dosing unit. The seed is metered, conveyed and spread into the soil flow via a baffle plate.

The seed application before the rear roller or finger following harrow ensures seed-to-soil contact and the connection to the capillary system.



ORIGINAL PARTS & SERVICE

LET'S FOCUS ON YOUR BUSINESS

ORIGINAL
PARTS

- 
- ① LONG LASTING - HIGH QUALITY SPARE PARTS
 - ② OVER 100 YEARS OF PARTS KNOWLEDGE
 - ③ SUPPORT FROM A WIDE NETWORK OF DEALERS
 - ④ 24/7 SPARE PARTS SERVICE
 - ⑤ HIGHLY SKILLED DEALER TECHNICIANS

MYKVERNELAND

SMARTER FARMING ON THE GO

A personalised online platform tailored to your machine needs

With MYKVERNELAND you will benefit from easy access to Kverneland's online service tools.

First hand access to information on future developments and updates, Operator and spare parts manuals, FAQs and local VIP offers. All info gathered in one place.



REGISTER YOUR PRODUCT NOW:
MY.KVERNELAND.COM

TECHNICAL DATA

Model	Enduro 3000	Enduro Pro 3000	Enduro 3500	Enduro Pro 3500	Enduro 4000	Enduro Pro 4000	Enduro 4000F	Enduro Pro 4000F	Enduro 4500F	Enduro Pro 4500F	Enduro 5000F	Enduro Pro 5000F	Enduro 4000T	Enduro Pro 4000T	Enduro 4500T	Enduro Pro 4500T	Enduro 5000T	Enduro Pro 5000T
Frame	mounted rigid						mounted fold						trailed fold ³⁾					
Roller width (m)	3.00	3.00	3.50	3.50	4.00	4.00	4.00	4.00	4.50	4.50	5.00	5.00	4.00	4.00	4.50	4.50	5.00	5.00
Working width (m)	2.85	2.85	3.42	3.42	3.85	3.85	3.85	3.85	4.40	4.40	4.90	4.90	3.85	3.85	4.40	4.40	4.90	4.90
Transport width (m)	3.00	3.00	3.50	3.50	4.00	4.00	2.85 (2 part hydraulic folding)						2.85 (2 part hydraulic folding)					
Type of tine	Triflex 700 tine with auto-reset leaf spring or tine with shear-bolt protection																	
Working depth (cm)	5 - 30	5 - 35	5 - 30	5 - 35	5 - 30	5 - 35	5 - 30	5 - 35	5 - 30	5 - 35	5 - 30	5 - 35	5 - 30	5 - 35	5 - 30	5 - 35	5 - 30	5 - 35
No. of tine rows	3																	
No. of tines	10	10	12	12	14	14	14	14	16	16	18	18	14	14	16	16	18	18
Tine spacing (mm)	285				275		275				270		275				270	
Row spacing (mm)	750																	
Linkage	Cat. II & Cat. III						Cat. III						Cross shaft Cat. III or Cat. IV N, Fixe eye (ø 50mm) or ball coupling K80					
Underbeam clearance (mm)	870																	
Levelling device	Levelling tines or Levelling discs																	
Triple finger harrow ²⁾	-	○	-	○	-	-	-	○	-	○	-	○	-	-	-	-	-	-
Finger following harrow (450x12mm) ⁴⁾	○						○						○					
Roller offering	Cage roller (ø 550mm), Double Cage roller (ø 400mm), Actiring (ø 540mm), Actiflex (ø 580mm), Actipack (ø 560mm), Actipress Single (ø 560mm), Actipress Twin (ø 560mm) (not on mounted fold models)																	
Gauge wheel	2 x 6.00x9 (mechanical)						2 x 10.0/80-12 (mechanical)						2 x 10.0/75-15,3 (mechanical or hydraulic as option)					
Transport wheel	-						-						400/60×15.5; 480/45×17 or 520/50×17					
Depth adjustment (Roller)	hydraulic by spacers	hydraulic On-GO	hydraulic by spacers	hydraulic On-GO	hydraulic by spacers	hydraulic On-GO	hydraulic by spacers	hydraulic On-GO	hydraulic by spacers	hydraulic On-GO	hydraulic by spacers	hydraulic On-GO	hydraulic by spacers	hydraulic On-GO	hydraulic by spacers	hydraulic On-GO	hydraulic by spacers	hydraulic On-GO
a-drill	○	○	○	○	○	○	-	-	-	-	-	-	○	○	○	○	○	○
Distribution system in combination with a front hopper (f-drill)	○	○	○	○	○	○	-	-	-	-	-	-	○	○	○	○	○	○
Min HP	90	90	110	110	120	120	130	130	150	150	170	170	130	130	150	150	170	170
Max HP	240	240	270	270	320	320	300	300	325	325	350	350	300	300	325	325	350	350
Total weight with Triflex 700 & Cage roller (kg) ¹⁾	1750	1810	2100	2170	2200	2290	2840	3180	2990	3330	3150	3480	3419	3629	3770	3950	3796	4016
Total weight with Triflex 700 & levelling disc & Actiflex roller (kg) ¹⁾	1870	1930	2260	2330	2550	2640	3100	3440	3295	3635	3500	3830	4395	4605	4695	4875	4900	5120
Total weight with levelling disc & Actipack roller (kg) ¹⁾	2020	2080	2430	2500	2700	2790	3360	3700	3580	3920	3770	4140	4618	4765	4934	5114	5153	5373
Total weight with levelling disc & Actipress Twin - extended frame (kg) ¹⁾	-	-	-	-	-	-	-	-	-	-	-	-	4765	4900	5025	5155	5290	5505

● Standard equipment ○ Option - Not available

¹⁾ Weights are given as an indication

²⁾ Triple finger harrow (Ø 16mm; Length 750mm) with mechanical depth control wheels 2 x 6.00x9 on mounted rigid, 2 x 10.0/80-12 on mounted fold, and 10.0/75-15,3 on trailed models - no rear roller possible


³⁾ Trailed frame as compact and extended (length +450mm; weight plus approx. 80kg) available. Actipress Twin and Double Cage roller possible only with extended frame version

⁴⁾ Finger harrow in combination with Actipress Twin and Double Cage roller with extended frame version possible

⁵⁾ Finger harrow in combination with Actipress Twin not possible on trailed Enduro 4000/4500/5000 with extended frame version

mounted rigid

Enduro or Enduro Pro 3000
10 Triflex or shear-bolt tines



Enduro or Enduro Pro 3500
12 Triflex or shear-bolt tines

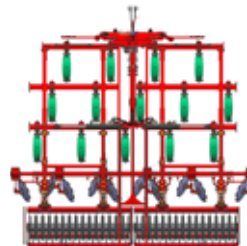


Enduro or Enduro Pro 4000
14 Triflex or shear-bolt tines

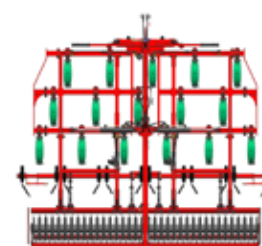


mounted foldable

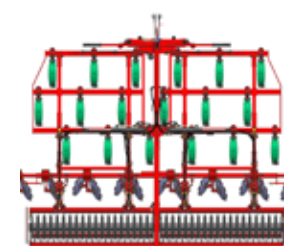
Enduro or Enduro Pro 4000F
14 Triflex or shear-bolt tines



Enduro or Enduro Pro 4500F
16 Triflex or shear-bolt tines

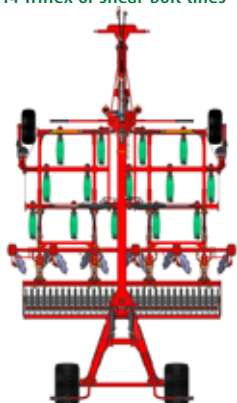


Enduro or Enduro Pro 5000F
18 Triflex or shear-bolt tines




trailed foldable

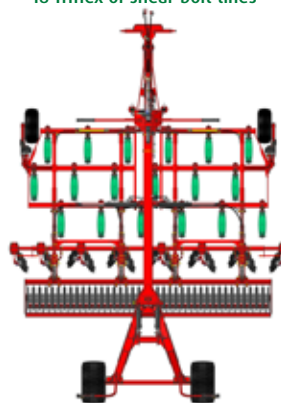
Enduro or Enduro Pro 4000T
14 Triflex or shear-bolt tines



Enduro or Enduro Pro 4500T
16 Triflex or shear-bolt tines



Enduro or Enduro Pro 5000T
18 Triflex or shear-bolt tines



Enduro



Enduro Pro

Information provided in this brochure is made for general information purposes only and for worldwide circulation. Inaccuracies, errors or omissions may occur and the information may thus not constitute basis for any legal claim against Kverneland Group. Availability of models, specifications and optional equipment may differ from country to country. Please consult your local dealer. Kverneland Group reserves the right at any time to make changes to the design or specifications shown or described, to add or remove features, without any notice or obligations. Safety devices may have been removed from the machines for illustration purposes only, in order to better present functions of the machines. To avoid risk of injury, safety devices must never be removed. If removal of safety devices is necessary, e.g. for maintenance purposes, please contact proper assistance or supervision of a technical assistant. © Kverneland Group Les Landes Génusson S.A.S.

WHEN FARMING MEANS BUSINESS

kverneland.com